

filigree
COMPLETE LIVING

all you need to know about

**dark
warm
cool
quiet
safe**

Filigree Linings

Retailer Pack

1

Filigree Linings in a nutshell...

dark

warm

cool

quiet

safe

Ideal for shift workers, babies or home theatres, Filigree Linings turn day into night, offering room darkening, privacy and protection. Filigree Linings offer a choice of three UPF grades of lining, approved by ARPANSA, the Australian and New Zealand regulatory authority.

Heat loss savings of up to 40%. Heat loss occurs more readily in Winter where your windows are prone to condensation and chill. Just a single degree fall in temperature in your home adds 10% to your heating bill! This effectively reduces your heating costs and your home's carbon footprint.

Climate change means our summers are becoming hotter! Protect those that you love and the things that you love by lining your curtains with Filigree Linings. You can protect your home contents against the harmful effects of UV rays such as fading and disintegration, with drapes backed by Filigree Linings.

Ambient noise can be kept to a minimum by using curtains backed with Filigree Linings. Noise is absorbed creating a peaceful environment for babies, children and adults.

Fire retardants are used to slow the spread or intensity of a fire. Part of the Filigree Lining range is fire retardant, making it the safest possible choice in both residential and commercial applications. To ensure optimum safety, the front fabric can be chosen from our range of our FR treated face fabrics.

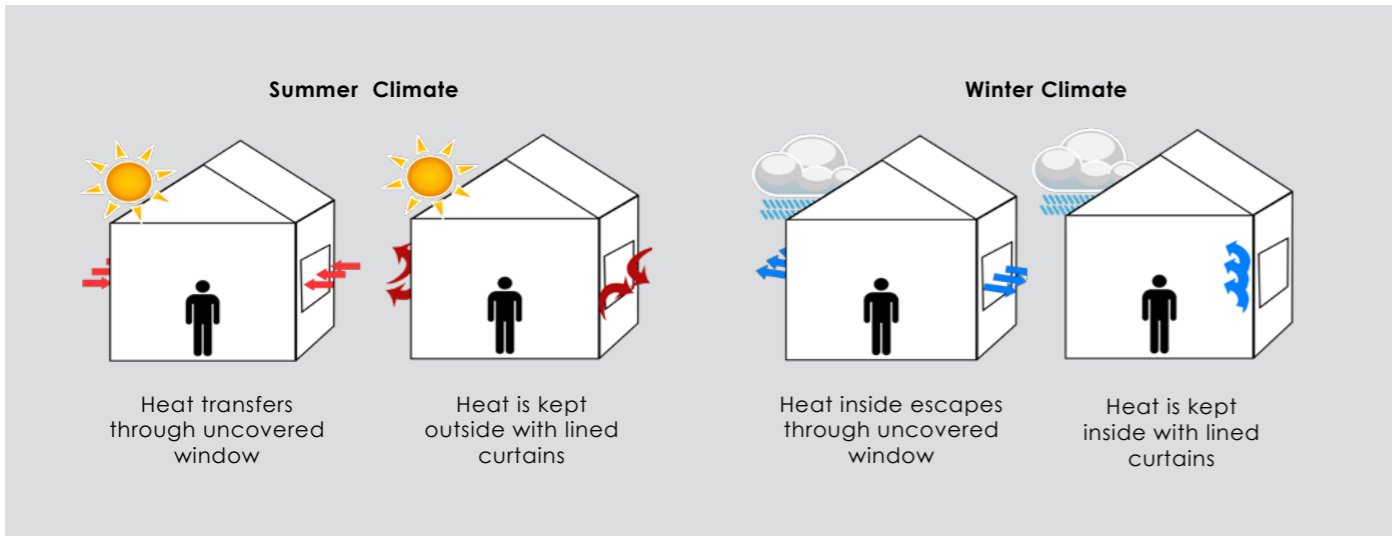
2

Save up to 40% on your heating & cooling costs....

Reducing winter heat loss

Glazing is often the weakest link in a dwelling when it comes to winter heat loss. In fact, a single-glazed, 3mm deep pane of glass can lose anywhere from 10 to 15 times more heat than an insulated wall in the same area. In winter, all windows require protection from heat loss. To reduce winter heat loss, it is necessary to trap a layer of insulating still air between the window and the room. Savings of up to 40% can be achieved with heavy, Filigree Linings lined curtains and pelments.

How linings work to regulate temperature:

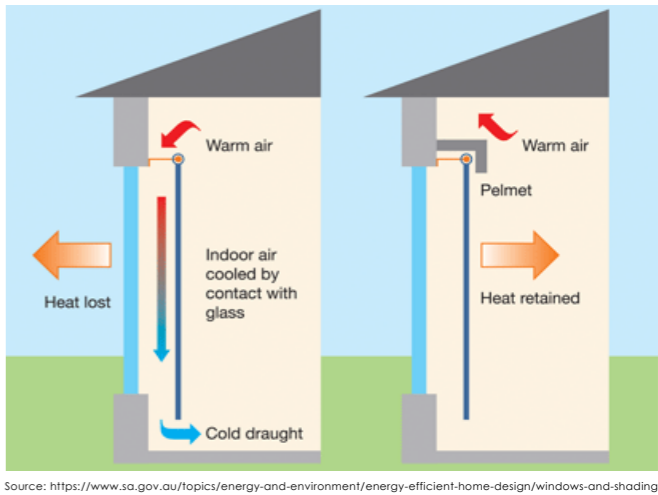


What are effective window coverings?

Internal window coverings are used to trap a layer of still air between the glass surface and the covering, reducing heat flow through the glass. To maintain the still air layer, coverings must be opaque and closely woven, be fitted completely over the window and have a barrier at the top, such as a boxed pelmet. Alternatively, they should be recessed into the window

reveal. Appropriate coverings include drapes, Holland blinds, Roman blinds and Austrian blinds. Avoid vertical blinds, conventional or timber venetians which do not give a good air seal. Lace or sheer curtains should be used in conjunction with heavy drapes to further reduce the transmission of harmful UV rays.

Around 35% of the energy used by an average Australasian household goes on heating the home. If you don't have adequate insulation and drapes, then a lot of this heat is just being wasted.




The effect of window treatments on heat loss

Unprotected single glazing	100%
Vertical or venetian blinds	100%
Unlined drapes or Holland blinds, no pelmet	92%
Heavy, lined drapes, no pelmet	87%
Unlined drapes or Holland blinds, pelmet	79%
Double glazing*	67%
Heavy, lined drapes, pelmet	63%
Double glazing with Low-E coating	57%
Double glazing, heavy drapes, pelmet	54%

Source: http://www.sustainability.vic.gov.au/resources/documents/Window_protection.pdf

Creating healthy and safe environments

Our Ultraviolet Protection Factor (UPF) Ratings

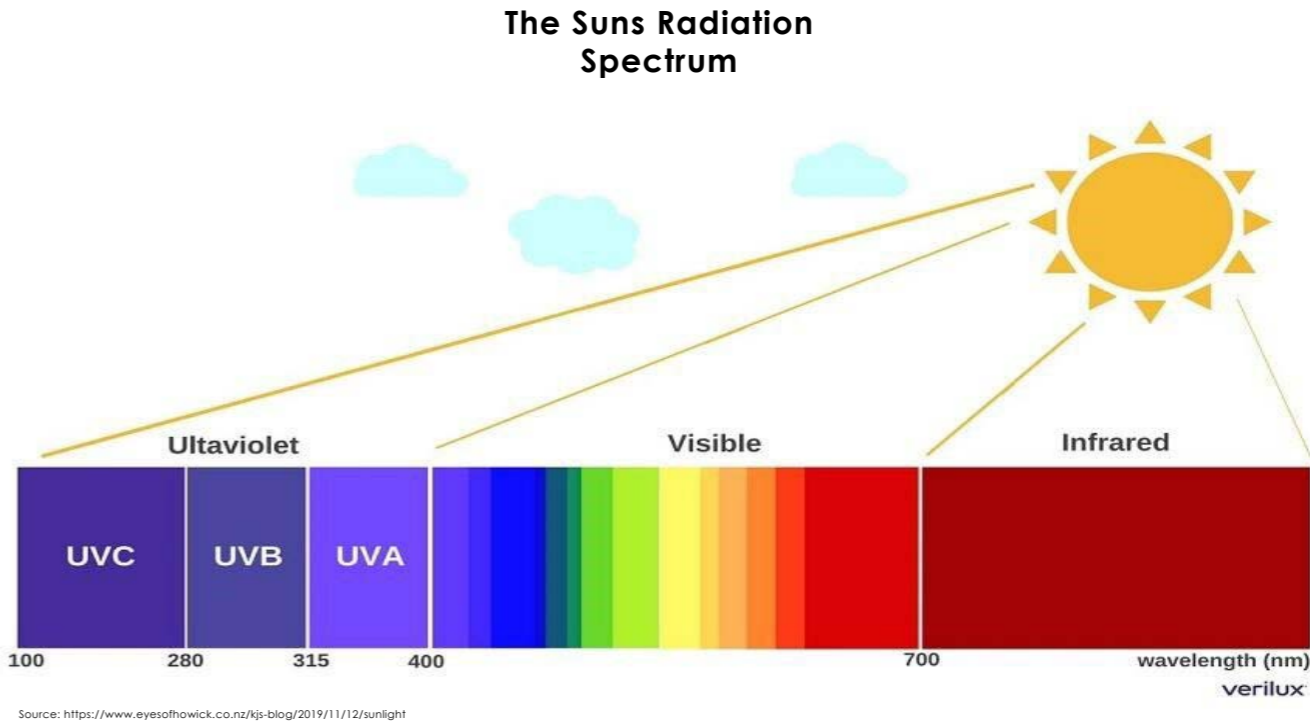


Ultraviolet Protection Factor (UPF) indicates how much UV radiation (both UVB and UVA) a fabric allows to reach your skin. For example, a fabric with a UPF rating 50+ blocks 98 percent of the sun's rays and allows two percent (1/50th) to penetrate, thus reducing your exposure risk significantly.

Some of the factors that contribute to the UPF rating of fabrics are;

- Composition of yarns (cotton, polyester, etc.)
- Tightness of the weave or knit (tighter improves the rating)
- Colour (darker colours are generally better)
- Stretch (more stretch lowers the rating)
- Moisture (many fabrics have lower ratings when wet)
- Finishing (fabrics are treated with UV absorbing chemicals)

Part of the solar radiation spectrum is shown in the figure below. In general, there is almost as much UVR scattered from the sky as there is direct from the sun. Hence staying out of the direct sun does not eliminate the hazard and still means your curtains, your furniture and you can suffer long term damage from scattered UVR.



SPF VS. UPF

SPF	A standard used to measure the effectiveness of sunscreens	Provides only UVB protection unless otherwise stated	An SPF of 15 prolongs your protection 15 times the time it takes to burn
UPF	A standard used to measure the effectiveness of sun protective fabrics	Provides both UVA and UVB protection	A UPF of 50+ blocks out 49/50 (98%).

Source: <https://www.sungrubbies.com/blogs/news-articles/90201091-spf-vs-upf-what-is-the-difference>



Our partners

OEKO-TEX®

Inspiring confidence, we make sustainability easy. OEKO-TEX® enables consumers and companies to make responsible decisions which protect our planet for future generations. The testing and certification process on which their standards are based guarantees maximum consumer safety by testing for harmful substances in textiles. Filigree is proud to have the backing of OEKO-TEX for our Filigree Linings range.

For more information on OEKO-TEX head to:
www.oeko-tex.com/en/.



A Greenguard Certified product is tested for over 10,000 chemicals and VOC emissions. It meets strict standards of low emission levels to maintain your indoor air quality. Sometimes, high concentrations of certain VOCs can affect you. You may experience exhaustion, as well as eye, nose, or throat irritation. Greenguard Certified products can reduce these health risks, ensuring you breathe clean, chemical-free air. The certifying agency reviews even the manufacturing process of the products. They test the products every year, ensuring consistent low emission levels.

For more information on GreenGuard head to:
www.greenguard.org



We back our products

Filigree linings are warrantied for 3 years

100% of our lining product batches are tested;

- To be colourfast to ISO 105 B02
- To meet ARPANSA UV protection standards
- Against delaminating of coating
- To withstand washing to care instructions
- Dry cleanable as per care instructions
- Linings must be cleaned using the specified care instructions
- Coated linings should be manufactured and hung with the coated side exposed to the glass

We are proud of our Australasian coating;

MANY OF OUR COATED PRODUCTS ARE COATED IN AUSTRALASIA; WHEN IT IS NOT EFFICIENT OR VIABLE TO COAT IN AUSTRALIA, WE COAT OFF-SHORE. HOWEVER, NO MATTER WHERE WE ARE WE NEVER CUT CORNERS, WE USE AUSTRALASIAN CHEMICALS SPECIFICALLY DESIGNED FOR USE IN BASFORD PRODUCTS. EXCLUSIVELY MADE FOR US, THESE FORMULATIONS ARE ENGINEERED WITH HARSH CLIMATE AND OTHER CONCERNS OF AUSTRALIANS & NEW ZEALANDERS AS A MAJOR FOCUS AND PRIORITY. WE'RE CONFIDENT ENOUGH TO HAVE INCREASED OUR WARRANTY TO 3 YEARS. ALL OF OUR LININGS ARE TESTED ANNUALLY BY AN INDEPENDENT LABORATORY NIWA/ARPANSA WHICH IS THE AUSTRALIAN AND NEW ZEALAND GOVERNMENT'S PRIMARY AUTHORITY ON RADIATION PROTECTION & NUCLEAR SAFETY.



Features & benefits

PRODUCT DESCRIPTION	FEATURES	BENEFITS
Sunliner 1 Pass	Polyester/Cotton, thermal coated	<ul style="list-style-type: none">• Light filtering or 4 pass blackout• UPF 50+• 140cm, 150cm, 280cm widths• Available in white, ivory and off white (in selected widths only)
Sunliner 4 Pass	Polyester/Cotton, blackout	
Sunliner F/R 4 Pass	Polyester/Cotton, blackout	<ul style="list-style-type: none">• 4 pass Blockout• UPF 50+• 140cm & 280 cm widths• Fire Retardant to NZ/AS 1530.2 and 3• Available in colours white and ivory
Eclipse	Polyester/Cotton	<ul style="list-style-type: none">• 3 Pass• UPF 50+• 150 cm width• Available in colours white and ivory• Extra soft luxurious drape
Thermoguard	100% Polyester 3 Pass	<ul style="list-style-type: none">• UPF 50+• 140cm, 150cm widths• Available in white, ivory and off white• Mould Resistant and sanded face for soft handle
Thermoguard FR	100% Polyester 3 Pass	<ul style="list-style-type: none">• UPF 50+• 140cm, 150cm widths• Fire Retardant to NZ/AS 1530.2 and 3• Available in white, ivory and off white• Mould Resistant and sanded face for soft handle
Interliner Deluxe	100% Cotton, uncoated	<ul style="list-style-type: none">• UPF 30+• 140cm width• Available in colours white and natural.• Extra soft luxurious drape

PRODUCT DESCRIPTION	FEATURES	BENEFITS
Luxury Line Uncoated	Polyester/Cotton, Deluxe Sateen	<ul style="list-style-type: none">• UPF 50+• 150cm, 300cm widths• Available in off white.• Dry cleanable and machine washable
Night Shade and Twilight	100% Polyester, triple weave	<ul style="list-style-type: none">• UPF 50+• 148cm, 300cm width• Fire Retardant to NZ/ AS 1530.2 and 3• Available in multiple colours• Mould resistant with a beautiful soft luxurious drape• Great for colour matching to a sheer
Simplicity	100% Polyester, with silicone coating	<ul style="list-style-type: none">• UPF 50+• 150cm, 300cm widths• Available in multiple colours• Mould resistant with a beautiful soft luxurious drape• Machine washable
Simplicity FR	100% Polyester, with silicone coating	<ul style="list-style-type: none">• UPF 50+• 300cm width• Fire Retardant to NZ/ AS 1530.2 and 3• Available in multiple colours• Mould resistant with a beautiful soft luxurious drape• Machine washable
Vertex and Precision	100% Polyester 3 Pass Block out coated	<ul style="list-style-type: none">• UPF 50+• 140cm, 280cm widths• Available in multiple colours• Great for colour matching to a sheer



Choosing made easy

		Charlotte Interliner Deluxe Luxury Line Deluxe Simplicity Simplicity FR Nightshade Polaris Precision Sunliner Sunliner Thermaldrape Sunliner FR Thermoguard Thermoguard FR Twilight Vertex														
WIDTH	140cm															
	150cm															
	280cm															
	300cm															
FIBRE	Cotton															
	Polyester															
FINISH	Uncoated															
	1 Pass															
	Blockout															
CONSTRUCTION	Woven															
	Knit															
	Triple Weave															
	Sateen															
COLOURS	White															
	Off White															
	Ivory															
	Natural															
	Colours															
QUALITIES	FR AS/NZ 1530.2 / 1530.3															
	Mould Resistant															
	UPF 50+															
	Machine Washable															
	Care Code															
	3 Year Warranty															
EXTRA BENEFITS																



How to use Filigree linings

Recommended sewing instructions:

Our workrooms have had great success using these guidelines on our more technical fabrics.

1. Tips to minimise needle holes (hence light) when sewing our 4 pass blackout Filigree Linings 4 pass blackout Filigree Lining.

- Use a straight stitch.
 - Use a maximum of 5-6 stitches per inch (~2.5cm).
 - Use a mercerised cotton or a textured polyester thread when sewing blackout linings. These threads tend to plug needle holes better.
 - Use a teflon needle as they tend to retain less heat than a steel needle, keeping the size of stitch holes to a minimum.
 - Use a loose tension, as this will eliminate oval-shaped holes when sewing.
 - Use a French Seam or Overlap Stitch to eliminate needle holes on seam stitches. These stitches work wonders and provide a custom look to finished drapery.
 - Use a maximum of 5-6 stitches per inch (~2.5cm)
 - Use a mercerised cotton or a textured polyester thread when sewing blackout linings. These threads tend to plug needle holes better.
 - Use a teflon needle as they tend to retain less heat than a steel needle, keeping the size of stitch holes to a minimum.
 - Use a loose tension, as this will eliminate oval-shaped holes when sewing
 - Use a French Seam or Overlap Stitch to eliminate needle holes on seam stitches.
- These stitches work wonders and provide a custom look to finished drapery.

2. Sewing techniques recommended to minimise issues with our triple weave products.

- Sew using a size 14 ball point needle in good condition.
- Adjust tension on both overlocker and regular machine to prevent puckering.
- Use a large stitch (3 to 4mm).
- Join widths together using a plain machine, then overlock the raw edges.
- It is NOT RECOMMENDED to use an overlocker alone to join widths.
- Single fold and blind stitch side and base hems with shallow bite.
- Place weights at the base of seams and side hems to improve draping.
- When ironing we suggest you use the wool setting.
- If pulling threads occurs along seam, replace needle with NEW needle straight. stitch
- Use a teflon needle as they tend to retain less heat than a steel needle, keeping the size of stitch holes to a minimum.
- Use a loose tension, as this will eliminate oval- haped holes when sewing
- Use a French Seam or Overlap Stitch to eliminate needle holes on seam stitches.

These stitches work wonders and provide a clean edge.





How to care for Filigree linings

To make it easier for you to understand how to properly take care of your Filigree Linings we have included a summary of all the major care codes associated with our Lining range.

Care Instructions:

CARE LABEL NO. 3

For use on printed or dyed cotton and linen fabrics not pigment dyed.
Remove hooks rings & trims before cleaning. Gently vacuum regularly with appropriate attachment. Washing:- Warm hand wash. Do not bleach. Do not tumble dry. Drip dry in the shade without delay. For best results hang curtains by their hooks to dry. Use warm iron length ways. Dry cleanable P 50. Possible shrinkage 3%.

CARE LABEL NO. 4

For use on polyester/cotton, polyester mixture & polyester fabrics, woven or knitted.
Remove hooks rings & trims before cleaning. Gently vacuum regularly with appropriate attachment. Warm hand wash. Do not bleach. Do not rub or wring. Drip dry in shade. For best results hang curtains by their hooks to damp dry immediately. Use warm iron. Dry cleanable P 50. Possible shrinkage 3%.

CARE LABEL NO. 6

Coated fabrics dry clean or wash. For use on acrylic foam backed fabrics and flock coated fabrics of both man-made fibres and cotton.
Regular care will minimise the need for additional cleaning. Gently vacuum with appropriate attachment. Always exercise caution when spot cleaning. Test cleaning on non-exposed surface. Avoid excessive rubbing and abrasion. Remove hooks, rings and trims before cleaning. CLEANING POSSIBLE SHRINKAGE 3%. Dry cleaning: use specialist curtain dry cleaners as recognised by the Soft Furnishing Industry Association of Australia. For perchlorethylene: solvent temperature 18-20°C, no moisture, gentle cycle, moderate (approximately 50% capacity) loading, minimise mechanical action One bath dry cleaning procedure: 3 minutes passing through the filter, reduced mechanical action, 2 minutes drain to tank or still, 2 minutes extract to tank or still. Two stage drying procedure: 25 minutes drying at 55°C, then 6 minutes drying at 35°C. Deodorise 6 minutes or until curtains are cool. For white spirit or hydrocarbon: standard dry cleaning practices are appropriate. Hang curtains upon removal from machine. Do not iron/press coated side. Warm iron/press on fabric side only. Washing: curtains are heavy when wet. Professional wet cleaning recommended. DO NOT WASH IN DOMESTIC WASHING MACHINE. Hand wash in cool to warm water (maximum 40°C). Mild detergents such as wool mixes are recommended. Do not bleach, soak, rub or wring. Drip dry in shade. Do not tumble dry. Hang curtains by their hooks to avoid coated sides touching. Do not use pegs. Do not fold curtains over clothes lines. Do not iron/press coated sides. Warm iron/press on fabric side only. For detailed code of practice for cleaning coated fabrics, dry cleaners are encouraged to contact the DIA.

CARE LABEL NO. 6W

For use on acrylic foam backed fabrics and flock coated fabrics of both man-made fibres and cotton.
Regular care will minimize the need for additional cleaning. Gently vacuum with appropriate attachment. Always exercising caution when spot cleaning. Test cleaning on non exposed surface. Avoid excessive rubbing and abrasion. Cleaning Washing: Possible shrinkage 3% Remove hooks, rings and trims before cleaning. Curtains are heavy when wet. Professional wet cleaning recommended. DO NOT CLEAN IN DOMESTIC WASHING MACHINE! Hand wash in cool-to-warm (Max 40o C). Mild detergents, such as wool mixes are recommended. Do not bleach, soak, rub or wring. Drip dry in shade. Do not tumble dry. Hang curtains by their hooks to avoid coated sides touching. Do not use pegs. Do not fold curtains over clothes line. Do not iron/press coated side. Warm iron/press on fabric side only. Dry cleaning: DO NOT DRYCLEAN.

CARE LABEL NO. 11

Washable coated fabric.
Remove hooks, rings and trims before cleaning. Washing: Curtains are heavy when wet. Fabric is tested for 5 wash cycles in a domestic washing machine in cool to warm water (max 40o C). Mild detergents such as wool mixes are recommended. Do not bleach, soak, rub or wing. Drip dry in shade. Do not tumble dry. Hang curtains by their hooks to avoid coated sides touching. Do not use pegs. Do not fold curtains over clothes lines. Do not iron/press coated sides. Warm iron/press on fabric side only. Possible shrinkage 3%.





filigree

COMPLETE LIVING

Filigree Linings
for Basford Brands

Australia

p: 1300 656 626

e: filigreesales@basfordbrands.com

w: www.filigree.com.au

New Zealand

p: 0800 805 091

e: filigreesales@basfordbrands.co.nz

w: www.filigree.com.au